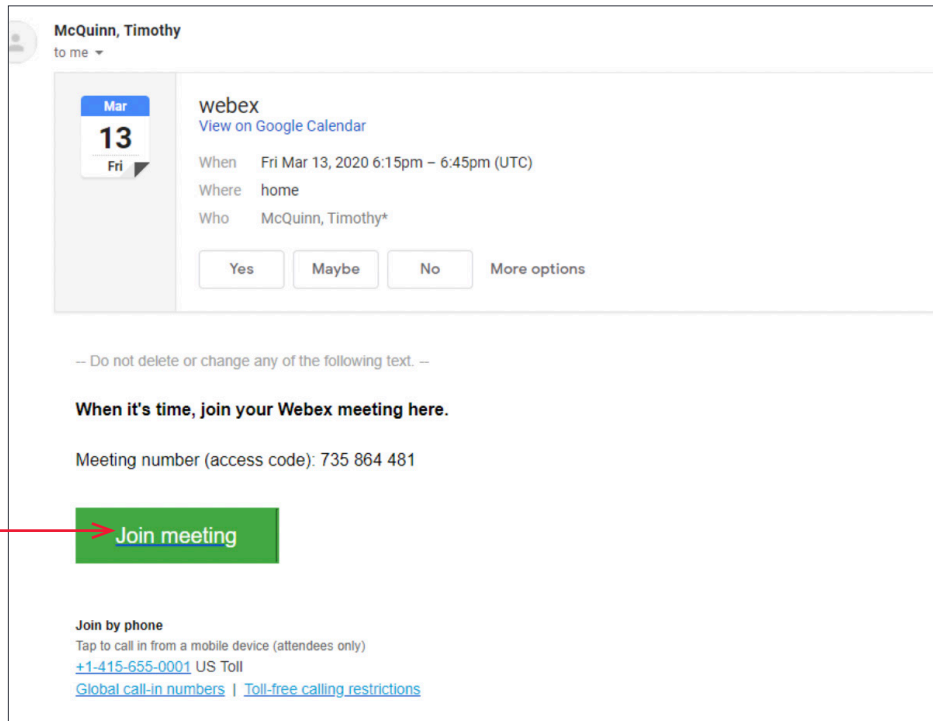
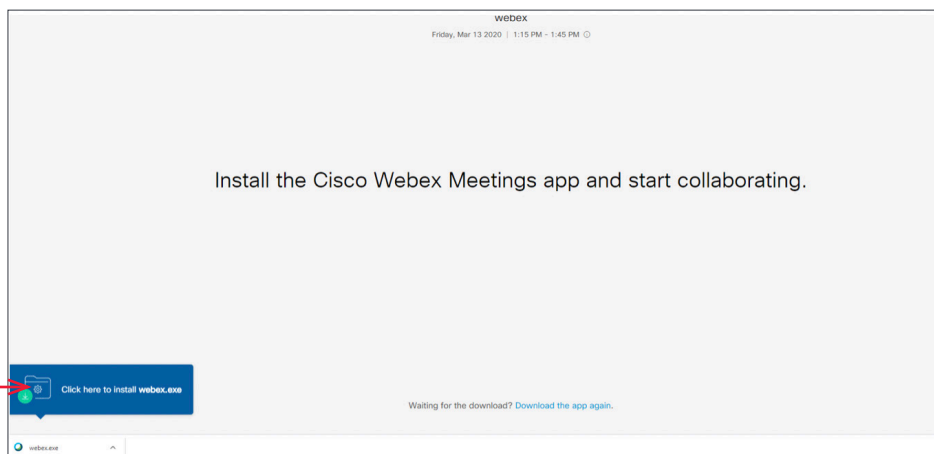


How to join an online webex meeting using Google Chrome:

1. You will receive the meeting invite by email. Open the email and click on the green “Join Meeting” icon:




2. After clicking the green “Join Meeting” icon, WebEx will attempt to open and initiate the WebEx.exe install. In the window pop up click “Click Here to install WebEx.exe”

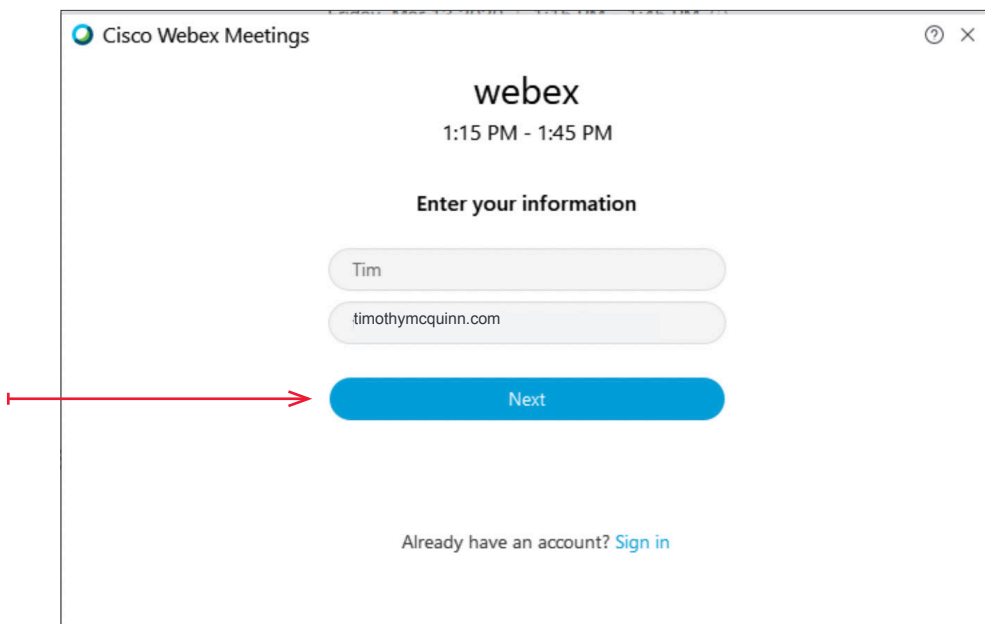


How to join an online webex meeting using Google Chrome:

3. The WebEx app will begin to install:

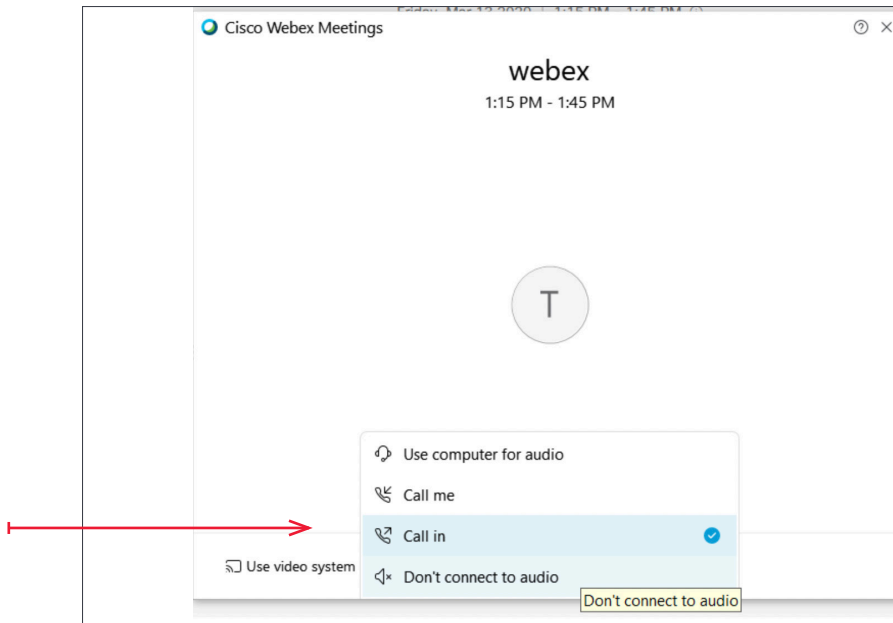


4. Once the installation is complete, you will be prompted to enter your name and email address and then click "Next":




How to join an online webex meeting using Google Chrome:

5. Next, the audio connection wizard will prompt you to select an audio option. You can choose from four options: "Use your computer for audio" which automatically connects to your computer speaker. "Call me" which prompts you to enter your phone number. "Call in" which allows you to call the number listed



6. You will now be connected to the meeting: in the email. The "Don't connect to audio" option will not allow you to hear any audio.



7. Now that WebEx is installed on your computer, you can easily join future meetings by clicking on the green "Join meeting" icon in the email invite and repeating steps 4 and 5.

AIG Retirement Services represents AIG member companies — The Variable Annuity Life Insurance Company (VALIC) and its subsidiaries, VALIC Financial Advisors, Inc. (VFA) and VALIC Retirement Services Company (VRSCO). All are members of American International Group, Inc. (AIG).